

Name _____

Find and Write Sight Words

Directions: Look for words you can read in a book or on TV. Write the words you find in your neatest handwriting.

1. _____

2. _____

3. _____

4. _____

5. _____

6. _____

7. _____

8. _____



Name _____

In the Boat

Can you see Jill?

She is in a little boat.

She likes to fish.



1. Jill is _____ .

- A. in a fish
- B. in a boat
- C. in a bus

2. The boat is _____ .

- A. big
- B. red
- C. little

3. Jill likes _____ .

- A. to fish
- B. to swim
- C. to run

Name _____

Retell a Story

Directions: After listening to a story, draw to show the beginning, middle and end.

Beginning

Middle

End




Name _____

Nature Walk

Directions: Draw what you saw on your nature walk. Label it or write a sentence to tell about what you saw.

Blank drawing area with a large white space for drawing. At the bottom, there are two sets of handwriting lines, each consisting of a solid top line, a dashed middle line, and a solid bottom line. A cartoon rabbit is sitting on the right side of the bottom-most solid line.



Name _____

What Number Comes Next?

Directions: Write the number that comes next in number order.

6

9

12

14

16

18

22

29

35

37

72

84

BONUS: What number comes after 101?



Respect Scenarios

Muhammad and Lilly are playing soccer. Lilly's team wins, so Muhammad congratulates Lilly and says "Good game Lilly!"
Is this showing respect? Why/Why not.

Georgia really likes her friend Saxon's new erasers. When he's not looking, she puts one into her pocket.
Is this showing respect? Why/Why not.

Fi and Rhian don't want to play with Jillian because she has different hair to them.
Is this showing respect? Why/Why not.

Harry walks past rubbish in the classroom and school yard. It's not his, but he picks it up and puts it in the bin.
Is this showing respect? Why/Why not.

Ricky and Carlos are playing soccer. Duc asks to play, but Ricky and Carlos say no because he's too short.
Is this showing respect? Why/Why not.

Kyle sees a younger child has tripped over and hurt themselves in the yard, so he helps them up and finds a teacher.
Is this showing respect? Why/Why not.

Week 2

Day 5

Fundations- #1 Complete the I Can Read it and Match It activity! Focus on stretching out CVC words and identifying sight words.

#2 Write a list of rhyming words that rhyme with hop.

Sight Words- Complete the roll and write sight word activity.

Reading- #1 Read story, "We Can." Answer comprehension questions.

Writing- "Mixed up Sentences." Cut and paste each set of words to make a sentence. Write the sentence on the line.

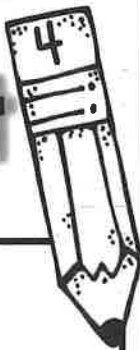
Fluency Practice- #1 Review sight words using one of the games on the print out.

Math- Complete the worksheet and practice math facts by using flashcards or logging on to xtramath.org.



Social/Emotional- Draw a picture of you showing respect.

Name _____

I Can Read it and Match It



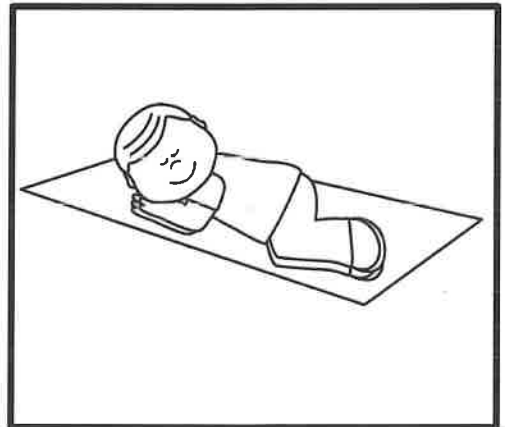


Directions: Read the sentences at the bottom of the page. Cut and paste to match the picture.



Paste
Here

Paste
Here

Paste
Here



Paste
Here

Paste
Here

Paste
Here

Here is Tad's map.
We can look at it.

Can you help me
get the sap?

Where is my cat?
Here is my cat.

Look at me tap!
I can tap, tap, tap!

Ben had a nap.
Ben did not play.

Pat has a little gap.
Can you see Pat's gap?

Name _____

Rhyming Words

Directions: Write a list of words that rhyme with hop.

hop

Blank handwriting lines for writing rhyming words.

Blank handwriting lines for writing rhyming words.

BONUS: What other rhyming words do you know?







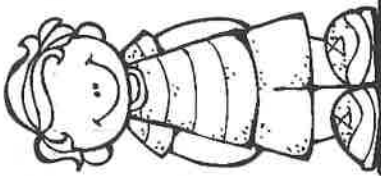


Name _____

Date _____

Roll and Write

Roll the dice and write the sight word for the number you roll.
When three of the words have reached the top, you can stop.



she	all	over	her	when	some		

Name _____

We Can


He can hop like a frog.



She can swim like a fish.



I can look at a star



And make a wish.

1. He can _____ like a frog.

- A. hop
- B. sing
- C. run

2. She can _____ like a fish.

- A. run
- B. fly
- C. swim





3. I can look at a _____ and make a wish.

- A. bus
- B. star
- C. dog

Name _____

Mixed up Sentences II

Directions: Cut and paste each set of words to make a sentence.
Write the sentence on the line.



© Annie Moffatt @ The Moffatt Girls 2014

see

five

I

can

bees.

will

He

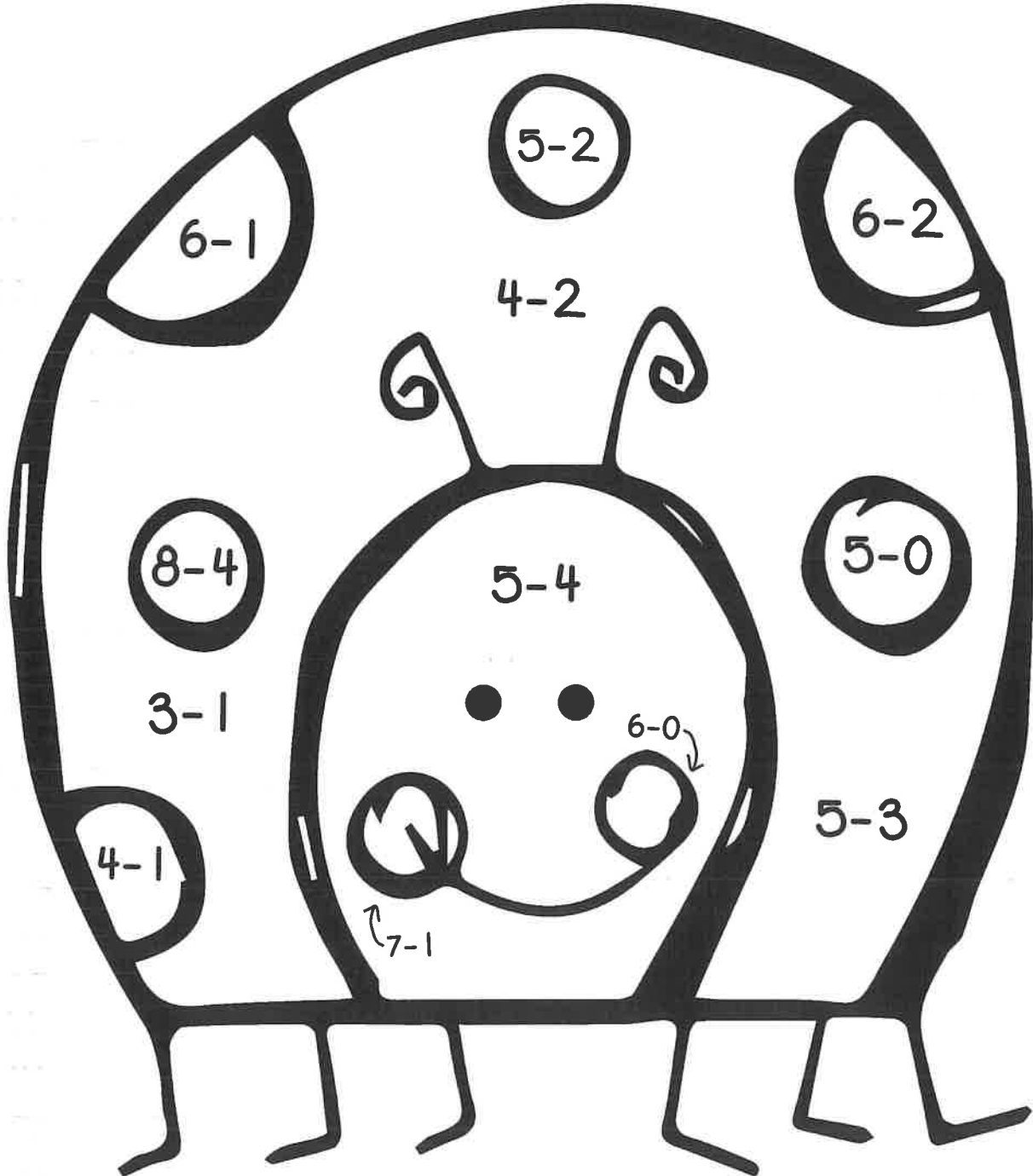
honey.

eat

the

Name _____

Color the code



This is **ME** showing
RESPECT!!!
